



MIGRANT CENTRE NI



**Hanusa hau atu hare e
prova hau nian EU
Settled Status?**


www.migrantcentreni.org



Iha ita bot nia computador,tablet ga telemovel hanesan
smartphone

Ba iha :

<https://www.gov.uk/view-prove-immigration-status>



Usa servico ida ne atu:

- hare ita bot nia Settled ou pre settled status
- simu código nebe mak fo ou fahe atu prova ita bot nia status ba ema seluk,por exemplo nain ba ita bot nia servicu fatin / patrao
- update dadus kona ba ita bot nia aan rasik,por exemplo ita bot nia numero Passaporte ou email
- buka hatene direito saida mak ita bot hetan iha UK, por exemplo direito ba servicu ou simu Beneficio



Saida mak ita bot sira precisa?



- **Numero ID:** dados kona ba documentos de identidade nebe mak ita bot usa wainhira aplica (ita bot nia passaporte, bilhete de identidade ou cartão de residência ou permissão)
- **DOB:** ita bot nia data moris
- **codigo unico:** acesso ba ita bot nia numero telemovel ou email nebe mak ita bot usa wainhira Aplica - sei manda codigo ida ba ita bot hodi tama



View and prove your settled or pre-settled status

Use this service to:

- view your settled or pre-settled status
- get a share code to prove your status to others, for example employers
- update your personal details, for example your passport number or email address
- check what rights you have in the UK, for example the right to work or claim benefits

Related content

[Apply to the EU Settlement Scheme \(settled and pre-settled status\)](#)

[Prove your right to work to an employer](#)

[Private renting](#)

Ba iha gov.uk website no aperta "start now / komesa agora"

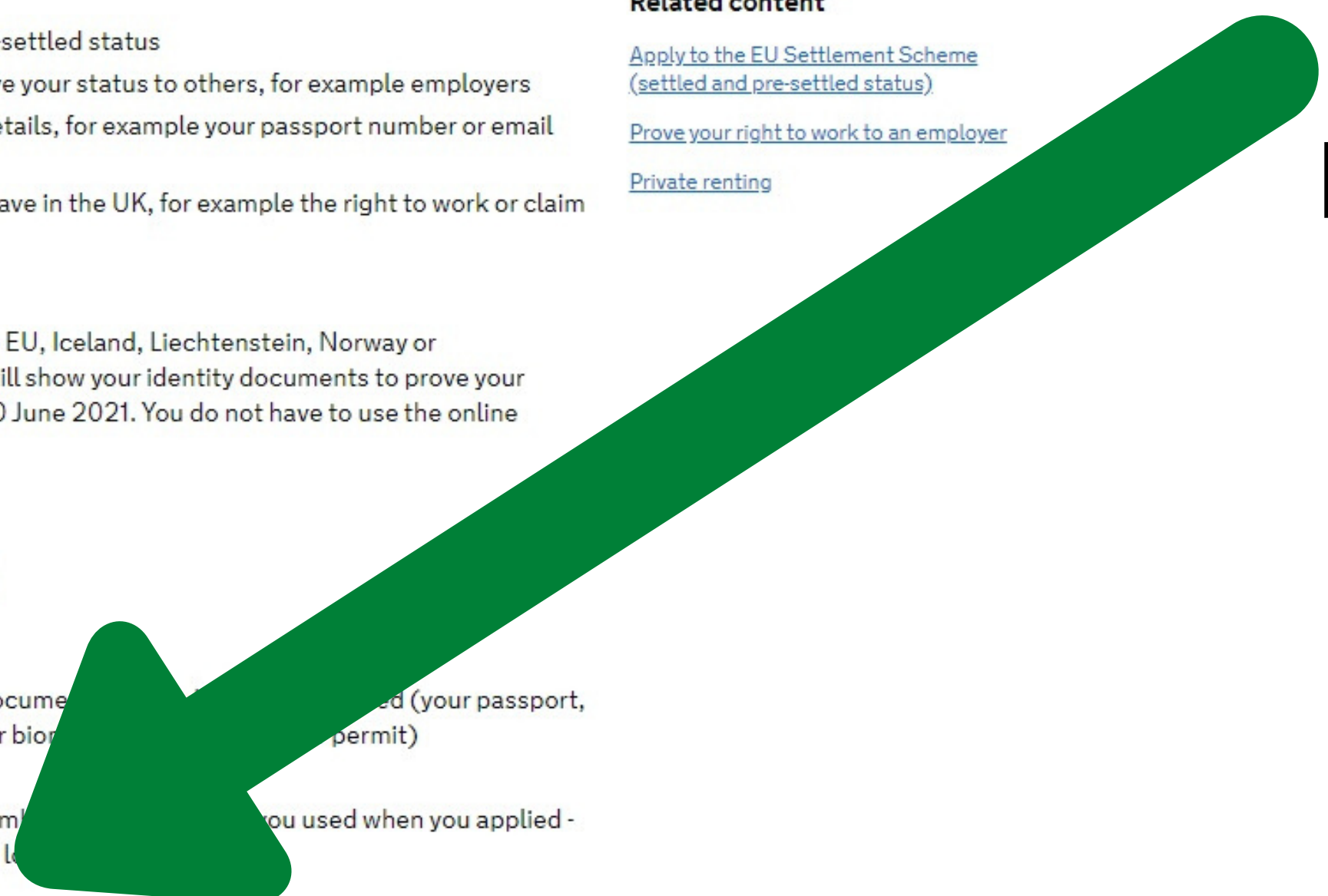
If you're a citizen of the EU, Iceland, Liechtenstein, Norway or Switzerland, you can still show your identity documents to prove your rights in the UK until 30 June 2021. You do not have to use the online service.

What you'll need

You'll need:

- details of the identity document you used (your passport, national identity card, or biometric residence permit)
- your date of birth
- access to the mobile number you used when you applied - you'll be sent a code for login

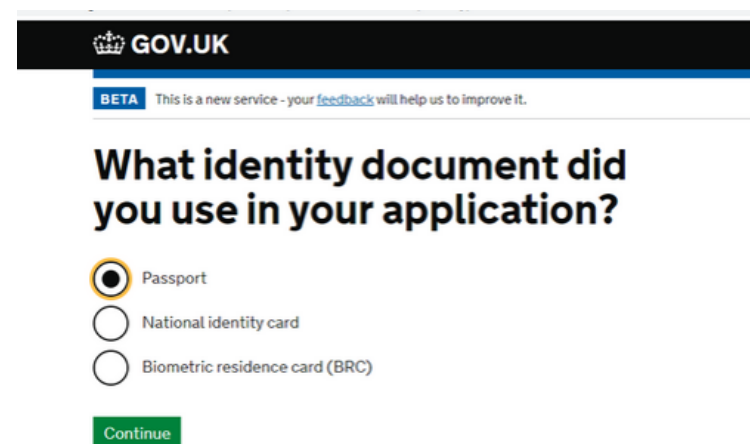
Start now >

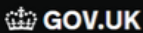


What identity document did you use in your application?

- Passport
- National identity card
- Biometric residence card (BRC)

Continue



 GOV.UK

BETA This is a new service - your [feedback](#) will help us to improve it.

What identity document did you use in your application?

- Passport
- National identity card
- Biometric residence card (BRC)

Continue

Hili documentos ida nebe mak ita bot usa tiha ona hodi halo aplicasao no aberta iha circulo Besik iha sorin nee.

Depois click/aperta iha butao verde hodi "continua"

BETA This is a new service - your [feedback](#) will help us to improve it.

[◀ Back](#)


Enter your passport details

Passport number

For example, 120382978

[Continue](#)

▶ [If you do not have your passport number](#)



Hatama numero
documentos nian
completo inclui letras e
numeros.

Aperta / hanehan iha
botão verde hodi
“continua”

BETA This is a new service - your [feedback](#) will help us to improve it.

[← Back](#)

Enter your date of birth

You should enter this as shown on your passport, for example, 31 3 1980

Day	Month	Year
<input type="text" value="01"/>	<input type="text" value="01"/>	<input type="text" value="1900"/>

[Continue](#)



Hatama ita bot nia
data moris.

Aperta iha botão
verde hodi
"continua"

Confirm who you are

We will send a code to your phone or email address.

- Send me a text message (SMS) to +44
- Send me an email to

Continue

[▶ If you no longer have your phone number and email address](#)

Atu tama ba iha sistema hodi hare ita bot
nia status ita bot persija codigo unico
nebe mak Sei manda liu husi mensagem
ba iha ita bot nia telemovel ou email.
Hili hanusa ita bot hakarak simu codigo
nee.

Aperta / hanehan iha botão verde hodi
“continua”

[◀ Back](#)

Check your phone

We've sent you a single-use, 6-digit security code by text message (SMS) to

+44 [redacted]

It may take a few minutes to arrive.

Security code

[Resend code](#)

[Continue](#)

[I haven't got access to that phone - use email instead](#)

Hatama código 6 dígitos.

Aperta / hanehan iha
botão verde hodi
"continua"



Ita bot bele ona
hare ita bot nia
photo ho status
nebe mak ita bot
simu.

Prova ita bot
nia status ba
ema seluk.

GOV.UK View and prove your immigration status

BETA This is a new service - your [feedback](#) will help us to improve it.

Your status

Status

Name and surname

You have settled status, also known as indefinite leave to remain.

Details
You can live, work and study in the UK, and access public funds and services.
There is no limit on how long you can stay in the UK.
[Read about your rights with settled or pre-settled status.](#)

If your name is spelt wrong or your photo is not correct, contact the [EU Settlement Resolution Centre](#).

[Legal basis of status](#)

Prove your status
If you need to prove your status, for example, to help you get hospital treatment, council housing, or for work in the UK, you can do this online.
[Prove your status to someone](#)
Until 31 December 2020, you can still show your identity documents to prove your rights in the UK.

Update your details
To access your online status, your contact details and identity document must be up-to-date.
If you get a new identity document, or change your name, number, or email, you must update these.
[Update your details](#)

[Finish and leave service](#)

Hare ita bot nia dadus
hotu no aperta iha
links nee hodi buka
hatene liu tan kona ba
ita bot nia
Direito.

Aperta iha nee
hodi update ita
bot nia dadus.

Sai husi sistema

Update ita bot nia dadus

BETA This is a new service – your [feedback](#) will help us to improve it.

[← Back](#)

What do you want to update?

Mobile phone number

Email address

Address in the UK

You can only update your address if you have submitted an EU settlement application

Continue

Finish and leave service

Hili dadus nebe mak ita bot hakarak update.

Aperta / hanehan
“continua”

Sai husi sistema

Update ita bot nia dadus



GOV.UK Update your details

BETA This is a new service - your feedback will help us to improve it.

Back

What is your new mobile phone number?

Include the country code if you have a non UK phone number

Continue

GOV.UK Update your details

BETA This is a new service - your feedback will help us to improve it.

Back

Confirm your new phone number

We have sent you a single-use, 5-digit security code by text message (SMS) to:

07

It may take a few minutes to arrive.

Security code

Submit

[Resend the code](#)

[Enter a different mobile phone number](#)

GOV.UK Update your details

BETA This is a new service - your feedback will help us to improve it.

Back

What is your new UK address?

This is the address where you would like to receive any letters or documents.

Enter new UK postcode

Continue

GOV.UK Update your details

BETA This is a new service - your feedback will help us to improve it.

Back

What is your new UK address?

Postcode

1, _____

2, _____

3, _____

4, _____

5, _____

6, _____

7, _____

8, _____

9, _____

GOV.UK Update your details

BETA This is a new service - your feedback will help us to improve it.

Back

Check your address

Your new address

Edit

Submit

GOV.UK Update your details

BETA This is a new service - your feedback will help us to improve it.

✓

Your phone number has been updated

When we contact you by phone we will use 07

You will now need to use this phone number when accessing the View and prove your rights in the UK service.

[Update another detail](#)

[Return to your status](#)

Finish and leave service

GOV.UK Update your details

BETA This is a new service - your feedback will help us to improve it.

✓

Your update address request has been sent


New address requested

What happens next

You will receive an email and text message to confirm we have received your request.

We will check the information you have given to make sure there are no issues. This usually takes around 7 days.

You will then receive another email and text message to confirm if the update has been completed.



Sai husi sistema

Prova ita bot nia status



GOV.UK View and prove your immigration status

BETA This is a new service - your [feedback](#) will help us to improve it.

[← Back](#)

Why are you proving your status?

I want to:

- work in the UK
- get hospital treatment
- claim benefits or tax credits
- get homelessness assistance or council housing
- open a bank or building society account
- get a loan or credit card

or

- another reason

Continue



Ita bot persija usa razao atu provar status nee, karik ita hili atu prova katak ita bot iha direito. Atu servisu iha UK maka sistema ne rasik sei fo codigo ida ba ita bot.

Ita bot Depois sei husu atu manda email ba ema nebe mak husu kona ba prova.

Ema nee sei simu email ida husi UKVI e persija hatama codigo nebe mak fo tiha ona ba ita bot hodi bele hare ita bot nia status online.

Prova ita bot nia status



Right to work

Details
You can work in any job.
To continue to work in the UK after the time stated, you will need to apply for settled status before your leave expires.

Legal basis of status

Rotate ↻

Do not give this page to your employer – it is not proof of your right to work.

To share your details with an employer, you need to create a share code.

Continue

The employer will not see the data above, as they will not need to check your right to work again. They will also not see that you will need to apply for status again.

Details to give your employer

Share code

[Redacted share code]

This code lasts for 30 days.

What to do next

- 1 Give the share code and your date of birth to the person you want to prove your right to work to.
- 2 To see your right to work, they must enter the share code and your date of birth at www.gov.uk/view-right-to-work.
- 3 Contact them to make sure they have all the information they need.

Print this page

Send code by email

GOV.UK Prove your right to work

BETA This is a new service – your [feedback](#) will help us to improve it.

Home

Enter employer's email address

Employer's email address

Continue

Details you need to share

Share code

[Redacted share code]

This code lasts for 30 days – it is valid until 2 May 2020.

What to do next

- 1 Give this share code and your date of birth to the person you want to prove your status to.
- 2 To see your status, they must enter the share code and your date of birth at www.gov.uk/check-immigration-status.
- 3 Contact them to make sure they have all the information they need.

To prove your status to someone else, you can reuse this code or create a new code – there is no limit to how many codes can be used at the same time.



Print this page

Send code by email



Halo hotu i sai husi servicu



View and prove your immigration status

BETA This is a new service - your [feedback](#) will help us to improve it.

Thank you

You have now left the service.

[What did you think of this service?](#)

You can also:

[Go back to GOV.UK](#)

KONTACTO OU LIGA BA MIGRANT CENTRE NI

ENDERESO DE EMAIL

eusse@migrantcentreni.org

NUMERO TELEFONE

07730747860



Ita bot mos bele contacto ba Advice NI liu husi sira nian linha freephone helpline 0800 138 6545, Husi email :euss@adviseni.net ou liga ba Text service husi texting "EUSS" ba 66644. Hodi husu ligacao kona ba EU settlement scheme.

