


**MIGRANT CENTRE NI**



**Cum pot să văd  
și să dovedesc  
statutul meu de  
rezidentă?**

[www.migrantcentreni.org](http://www.migrantcentreni.org)

ROMANIAN



Pe computer, tabletă sau smartphone accesați:

**<https://www.gov.uk/view-prove-immigration-status>**



## Utilizați acest serviciu pentru:

- ca să vedeți statutul dvs. de rezidentă stabilit(settled) sau prestabilit(pre-settled)
- obțineți un cod unic de partajare care să vă demonstreze statutul altor persoane, de exemplu angajatorii
- actualizați datele personale, de exemplu numărul pașaportului sau adresa de e-mail
- să verificați ce drepturi aveți în Marea Britanie, de exemplu dreptul la muncă sau cum să solicitați ajutor social



## De ce ai nevoie?

- **Numărul documentului de identificare:** detalii ale documentului de identitate pe care l-ați utilizat când ați solicitat rezidența (pașaportul, cartea de identitate națională, cardul sau permisul biometric de ședere)
- **DOB:** data nașterii
- **Cod unic:** acces la numărul de telefon mobil sau la adresa de e-mail pe care ați utilizat-o când ați solicitat rezidența - vi se va trimite un cod unic pentru logare

# View and prove your settled or pre-settled status

Use this service to:

- view your settled or pre-settled status
- get a share code to prove your status to others, for example employers
- update your personal details, for example your passport number or email address
- check what rights you have in the UK, for example the right to work or claim benefits

If you're a citizen of the EU, Iceland, Liechtenstein, Norway or Switzerland, you can still show your identity documents to prove your rights in the UK until 30 June 2021. You do not have to use the online service.

## What you'll need

You'll need:

- details of the identity document you used (your passport, national identity card, or biometric residence permit)
- your date of birth
- access to the mobile number you used when you applied - you'll be sent a code for login

**Start now >**

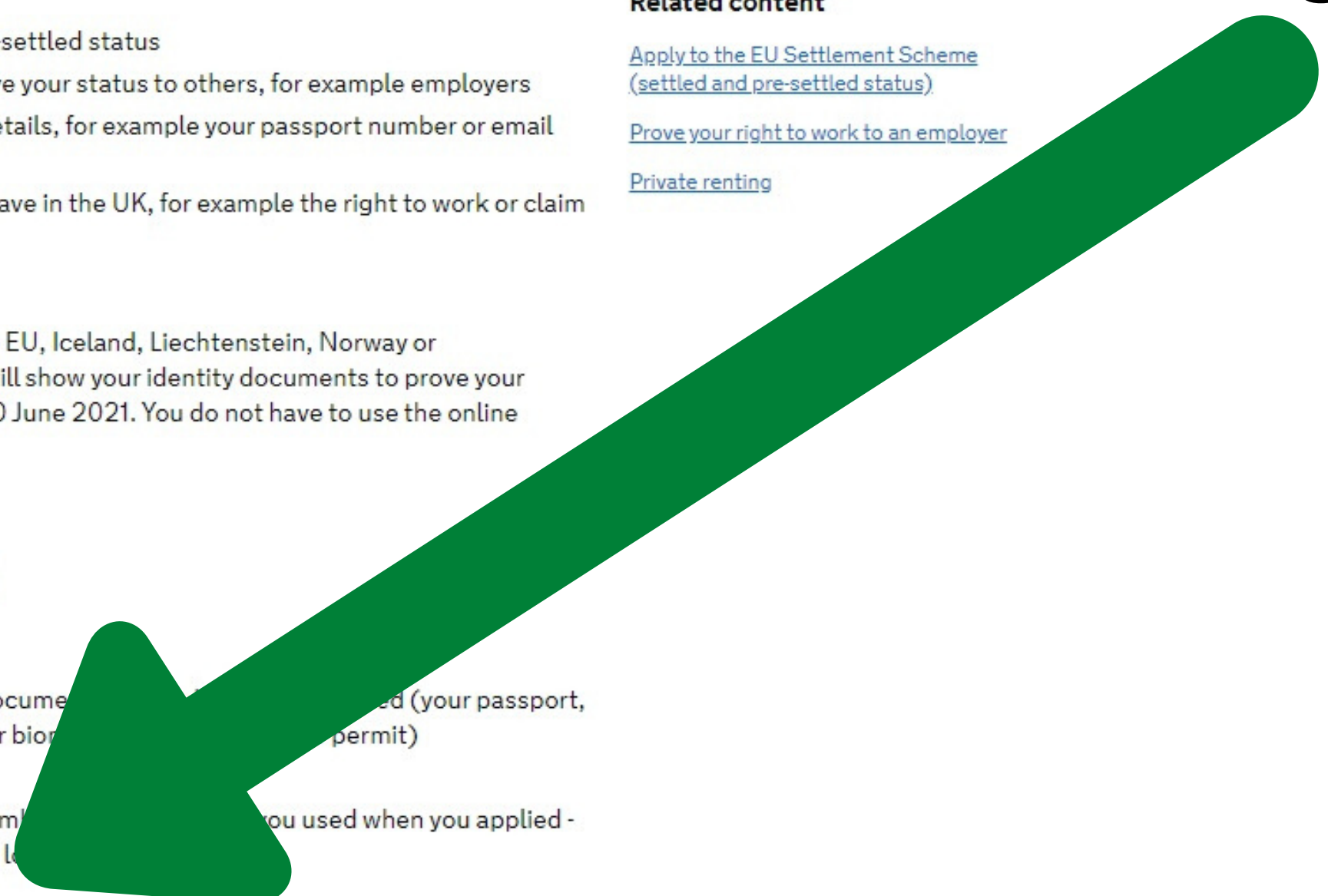
### Related content

[Apply to the EU Settlement Scheme \(settled and pre-settled status\)](#)

[Prove your right to work to an employer](#)

[Private renting](#)

Accesați site-ul gov.uk și faceți clic pe „Start now”



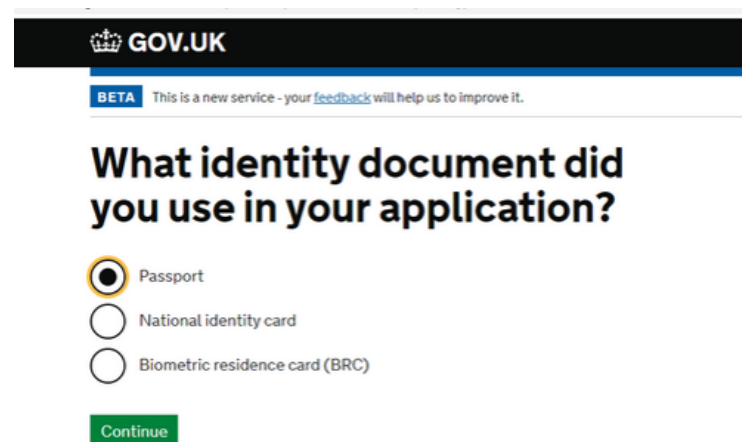
## What identity document did you use in your application?

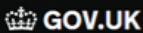
- Passport
- National identity card
- Biometric residence card (BRC)

Continue

Alegeți ce document ați utilizat pentru a face cererea, făcând clic pe cercul de lângă ea.

Apoi faceți clic pe butonul verde „Continue”.



 GOV.UK

BETA This is a new service - your [feedback](#) will help us to improve it.

What identity document did you use in your application?

- Passport
- National identity card
- Biometric residence card (BRC)

Continue



## Enter your passport details

Passport number

For example, 120382978

**Continue**

▶ [If you do not have your passport number](#)

Introduceți numărul  
de document în  
întregime,  
inclusiv litere și  
numere.



Apoi faceți clic pe  
butonul verde  
„Continue”

**BETA** This is a new service - your [feedback](#) will help us to improve it.

[← Back](#)

## Enter your date of birth

You should enter this as shown on your passport, for example, 31 3 1980

Day	Month	Year
<input type="text" value="01"/>	<input type="text" value="01"/>	<input type="text" value="1900"/>

[Continue](#)



Introduceți data nașterii.

Apoi faceți clic pe butonul verde „Continue”.



## Confirm who you are

We will send a code to your phone or email address.

Send me a text message (SMS) to +44:

Send me an email to

**Continue**

[▶ If you no longer have your phone number and email address](#)

Pentru conectare la sistem și să vizualizați statul dvs. aveți nevoie de un cod unic, care poate fi trimis fie la numărul de telefon mobil sau trimis pe emailul Dvs.

Alegeți modul în care doriți să primiți codul.

Apoi faceți clic pe butonul verde „Continue”.

## Check your phone

We've sent you a single-use, 6-digit security code by text message (SMS) to

+44 [redacted]

It may take a few minutes to arrive.

Security code

[Resend code](#)

[Continue](#)

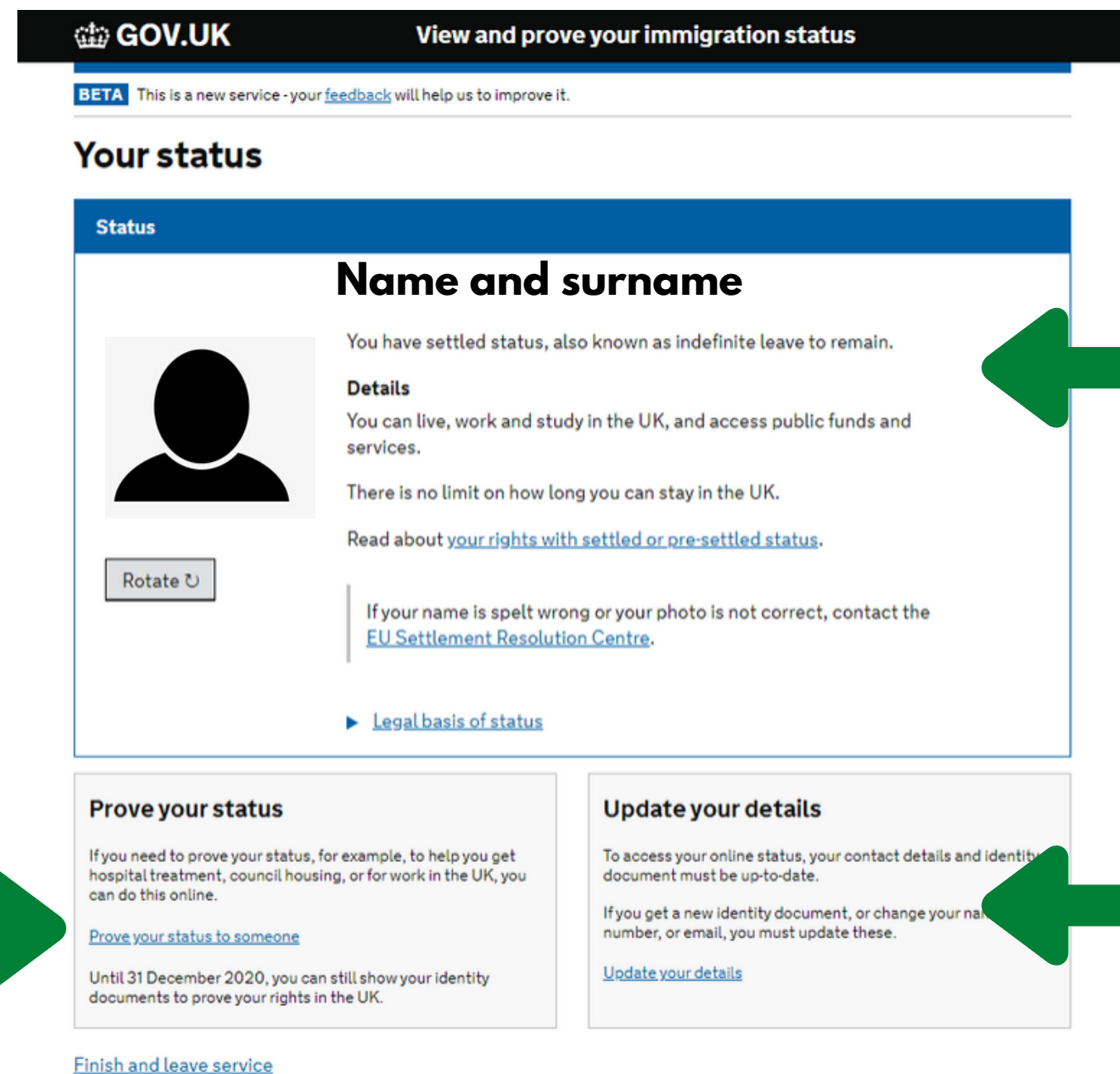
[I haven't got access to that phone - use email instead](#)

Introduceți codul din 6 cifre.

Apoi faceți clic pe butonul verde „Continue”.



Ar trebui să  
puteți vedea  
fotografia Dvs și  
statul care vi s-a  
fost acordat.



**GOV.UK** View and prove your immigration status

BETA This is a new service - your [feedback](#) will help us to improve it.

### Your status

**Status**

#### Name and surname

You have settled status, also known as indefinite leave to remain.

**Details**  
You can live, work and study in the UK, and access public funds and services.

There is no limit on how long you can stay in the UK.

Read about [your rights with settled or pre-settled status](#).

If your name is spelt wrong or your photo is not correct, contact the [EU Settlement Resolution Centre](#).

[Legal basis of status](#)

**Prove your status**  
If you need to prove your status, for example, to help you get hospital treatment, council housing, or for work in the UK, you can do this online.

[Prove your status to someone](#)

Until 31 December 2020, you can still show your identity documents to prove your rights in the UK.

**Update your details**  
To access your online status, your contact details and identity document must be up-to-date.

If you get a new identity document, or change your name, number, or email, you must update these.

[Update your details](#)

[Finish and leave service](#)

Vedeți toate detaliile  
dvs. și faceți clic pe  
link-uri pentru a afla  
mai multe despre  
drepturile dvs.

Dovedește-ți  
statul Dvs  
altcuiva

Click aici  
pentru a vă  
actualiza  
detaliile.

Părăsiți sistemul.

# Actualizați-vă detaliile



**BETA** This is a new service – your [feedback](#) will help us to improve it.

[← Back](#)

## What do you want to update?

Mobile phone number

Email address

Address in the UK

You can only update your address if you have submitted an EU settlement application

**Continue**

Finish and leave service

Alegeți detaliile pe care doriți să le actualizați.

Faceți clic pe „Continue”

Părăsiți sistemul.

# Actualizați-vă detaliile



Two screenshots from the GOV.UK 'Update your details' page. The left one asks for a new mobile phone number, including a country code field and a 'Continue' button. The right one asks to confirm the new phone number by entering a 6-digit security code received via text message, with a 'Submit' button and links for 'Resend the code' and 'Enter a different mobile phone number'.

A confirmation page with a green background and a white checkmark icon. The text reads: "Your phone number has been updated. When we contact you by phone we will use 07... You will now need to use this phone number when accessing the View and prove your rights in the UK service." Below the message are links for "Update another detail", "Return to your status", and a "Finish and leave service" button.


A screenshot of the GOV.UK 'Update your details' page asking for a new UK address. It features a field for "Enter new UK postcode" and a "Continue" button.

A screenshot of the GOV.UK 'Update your details' page asking for a new UK address. It shows a "Postcode" field and a list of address lines numbered 1 through 9.

A screenshot of the GOV.UK 'Update your details' page titled "Check your address". It displays "Your new address" with an "Edit" link and a "Submit" button.

A confirmation page with a green background and a white checkmark icon. The text reads: "Your update address request has been sent. New address request sent..."

**What happens next**  
You will receive an email and text message to confirm we have received your request.  
We will check the information you have given to make sure there are no issues. This usually takes around 7 days.  
You will then receive another email and text message to confirm if the update has been completed.



Părăsiți sistemul.

# Dovedește-ți statutul de rezidenta.



GOV.UK

View and prove your immigration status

**BETA** This is a new service - your [feedback](#) will help us to improve it.

[← Back](#)

## Why are you proving your status?

I want to:

- work in the UK
  - get hospital treatment
  - claim benefits or tax credits
  - get homelessness assistance or council housing
  - open a bank or building society account
  - get a loan or credit card
- or
- another reason

[Continue](#)



Trebuie să alegeți motivul pentru dovedirea statutului.

Dacă alegeți să demonstrați că aveți dreptul de a lucra în Marea Britanie, sistemul va genera un cod pentru dvs. Vi se va solicita apoi să furnizați o adresă de e-mail pentru o persoană care solicită dovada. Acea persoană va primi un e-mail de la UKVI și va trebui să introducă codul care a fost generat pentru a vă vedea statutul dvs. online.



# Dovedește-ți statutul de rezidenta.



**Right to work**

**Details**  
You can work in any job.

To continue to work in the UK after the time stated, you will need to apply for settled status before your leave expires.

Legal basis of status

Rotate

**Do not give this page to your employer – it is not proof of your right to work.**

To share your details with an employer, you need to create a share code.

Continue

The employer will not see the date above, as they will not need to check your right to work again. They will also not see that you will need to apply for status again.

## Details to give your employer

### Share code

This code lasts for 30 days.

### What to do next

- 1 Give the share code and your date of birth to the person you want to prove your right to work to.
- 2 To see your right to work, they must enter the share code and your date of birth at [www.gov.uk/check-immigration-status](http://www.gov.uk/check-immigration-status).
- 3 Contact them to make sure they have all the information they need.

Print this page

Send code by email

**GOV.UK** Prove your right to work

BETA This is a new service - your feedback will help us to improve it.

Enter employer's email address

Employer's email address

Continue

## Details you need to share

### Share code

XXXXXXXXXX

This code lasts for 30 days - it is valid until 2 May 2020.

### What to do next

- 1 Give this share code and your date of birth to the person you want to prove your status to.
- 2 To see your status, they must enter the share code and your date of birth at [www.gov.uk/check-immigration-status](http://www.gov.uk/check-immigration-status).
- 3 Contact them to make sure they have all the information they need.

To prove your status to someone else, you can reuse this code or create a new code - there is no limit to how many codes can be used at the same time.

Print this page

Send code by email





# Terminați și părăsiți serviciul



**View and prove your immigration status**

**BETA** This is a new service - your [feedback](#) will help us to improve it.

## Thank you

You have now left the service.

[What did you think of this service?](#)

**You can also:**

[Go back to GOV.UK](#)

# CONTACTATI MIGRANT CENTRE NI

## ADRESA DE EMAIL:

eusse@migrantcentreni.org

## NUMAR DE TELEFON:

07730747860



De asemenea, puteți contacta serviciul de consultanță Advice NI de pe linia de asistență pentru telefonul gratuit 0800 138 6545, prin e-mail: euss@adviceni.net Sau ne puteți contacta serviciul de SMS, trimittand „EUSS” la numărul 66644 pentru a solicita un apel telefonic despre noul statut de rezidenta UE.

