


MIGRANT CENTRE NI



Jak sprawdzić i potwierdzić swój status osoby osiedlonej?

www.migrantcentreni.org

POLISH



Na swoim komputerze, tablecie lub smartfonie wejdź na:

<https://www.gov.uk/view-prove-immigration-status>



Możesz użyć tego serwisu do:

- sprawdzania swojego statusu osoby osiedlonej,
- otrzymania kodu, dzięki któremu osoby trzecie będą mogły sprawdzić Twój status, np. pracodawcy,
- wprowadzania zmian, takich jak zmiana numeru paszportu, lub adresu e-mail,
- sprawdzania praw jakie Ci przysługują w Wielkiej Brytanii, np. prawo do pracy, czy zasiłków



Czego będziesz potrzebować?



- **numeru dokumentu tożsamości:** potrzebne będą szczegóły dokumentu, który został użyty do złożenia wniosku (dowód osobisty, paszport, biometryczna karta pobytu lub pozwolenie na pobyt)
- **daty urodzenia**
- **jednorazowego kodu dostępu:** potrzebny będzie dostęp do numeru telefonu lub adresu e-mail, który został użyty w trakcie wypełniania wniosku – kod do logowania zostanie przysłany w wybrany przez Ciebie sposób.



View and prove your settled or pre-settled status

Use this service to:

- view your settled or pre-settled status
- get a share code to prove your status to others, for example employers
- update your personal details, for example your passport number or email address
- check what rights you have in the UK, for example the right to work or claim benefits

If you're a citizen of the EU, Iceland, Liechtenstein, Norway or Switzerland, you can still show your identity documents to prove your rights in the UK until 30 June 2021. You do not have to use the online service.

What you'll need

You'll need:

- details of the identity document you used (your passport, national identity card, or biometric residence permit)
- your date of birth
- access to the mobile number you used when you applied - you'll be sent a code for login

Start now >

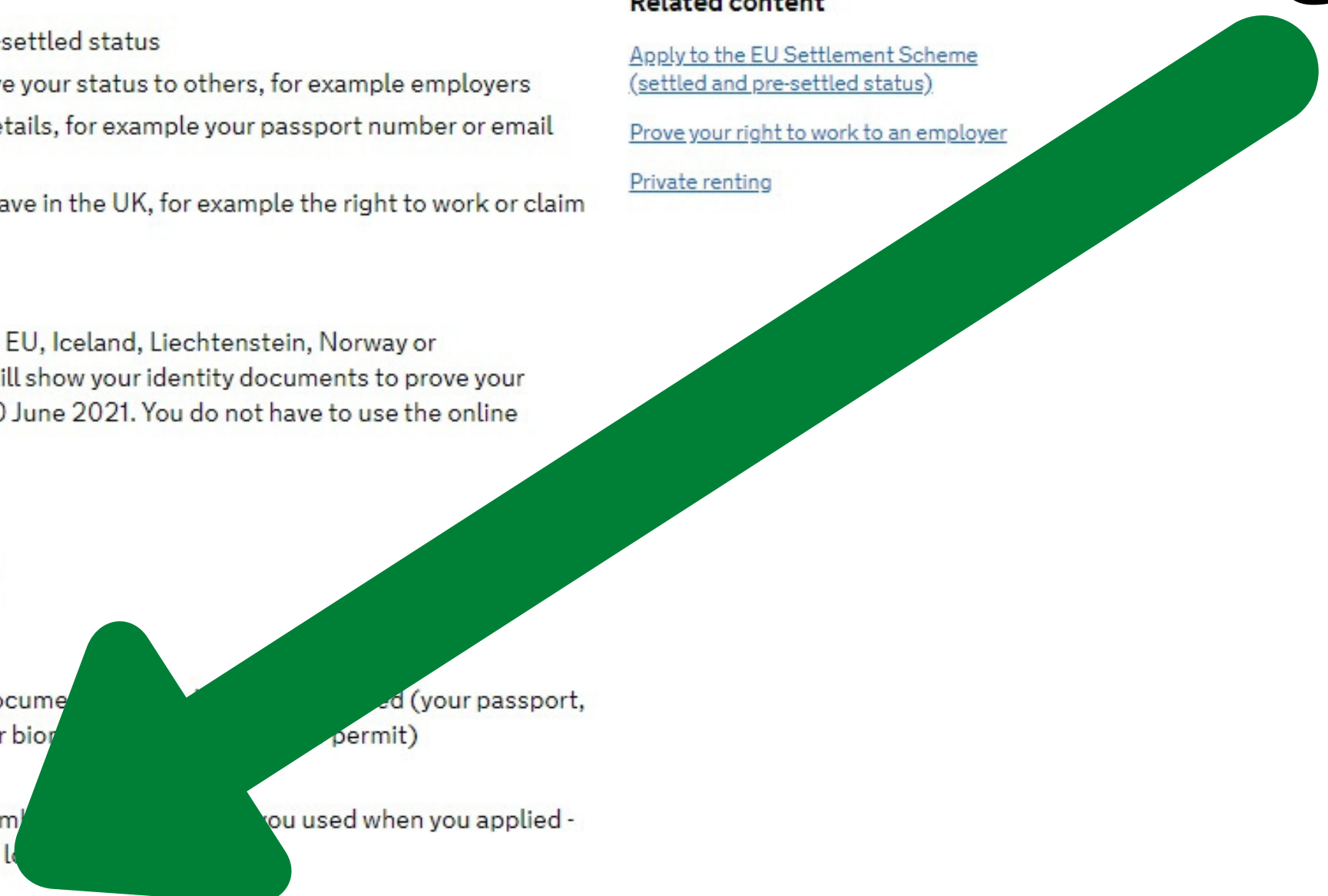
Related content

[Apply to the EU Settlement Scheme \(settled and pre-settled status\)](#)

[Prove your right to work to an employer](#)

[Private renting](#)

Wejdź na stronę Gov.uk i kliknij „Start now”



What identity document did you use in your application?

- Passport
- National identity card
- Biometric residence card (BRC)

Continue

What identity document did you use in your application?

- Passport
- National identity card
- Biometric residence card (BRC)

Continue

Wybierz, który dokument został użyty do wypełnienia wniosku poprzez zaznaczenie odpowiedniej opcji.

Następnie kliknij zielony prostokąt „Continue”

Enter your passport details

Passport number

For example, 120382978

Continue

▶ [If you do not have your passport number](#)

Wprowadź cały numer dokumentu, nie pomijając liter, ani cyfr.



Następnie kliknij zielony prostokąt „Continue”

BETA This is a new service - your [feedback](#) will help us to improve it.

[← Back](#)

Enter your date of birth

You should enter this as shown on your passport, for example, 31 3 1980

Day	Month	Year
<input type="text" value="01"/>	<input type="text" value="01"/>	<input type="text" value="1900"/>

[Continue](#)



Wprowadź datę urodzenia.

Następnie kliknij zielony prostokąt „Continue”

Confirm who you are

We will send a code to your phone or email address.

Send me a text message (SMS) to +44

Send me an email to

Continue

▶ [If you no longer have your phone number and email address](#)

W celu zalogowania się do systemu i sprawdzenia statusu wymagany jest jednorazowy kod dostępu, który można otrzymać smsem lub mailem.

Wybierz, jak chcesz otrzymać kod.

Następnie kliknij zielony prostokąt „Continue”

[◀ Back](#)

Check your phone

We've sent you a single-use, 6-digit security code by text message (SMS) to

+44 [redacted]

It may take a few minutes to arrive.

Security code

[Resend code](#)

[Continue](#)

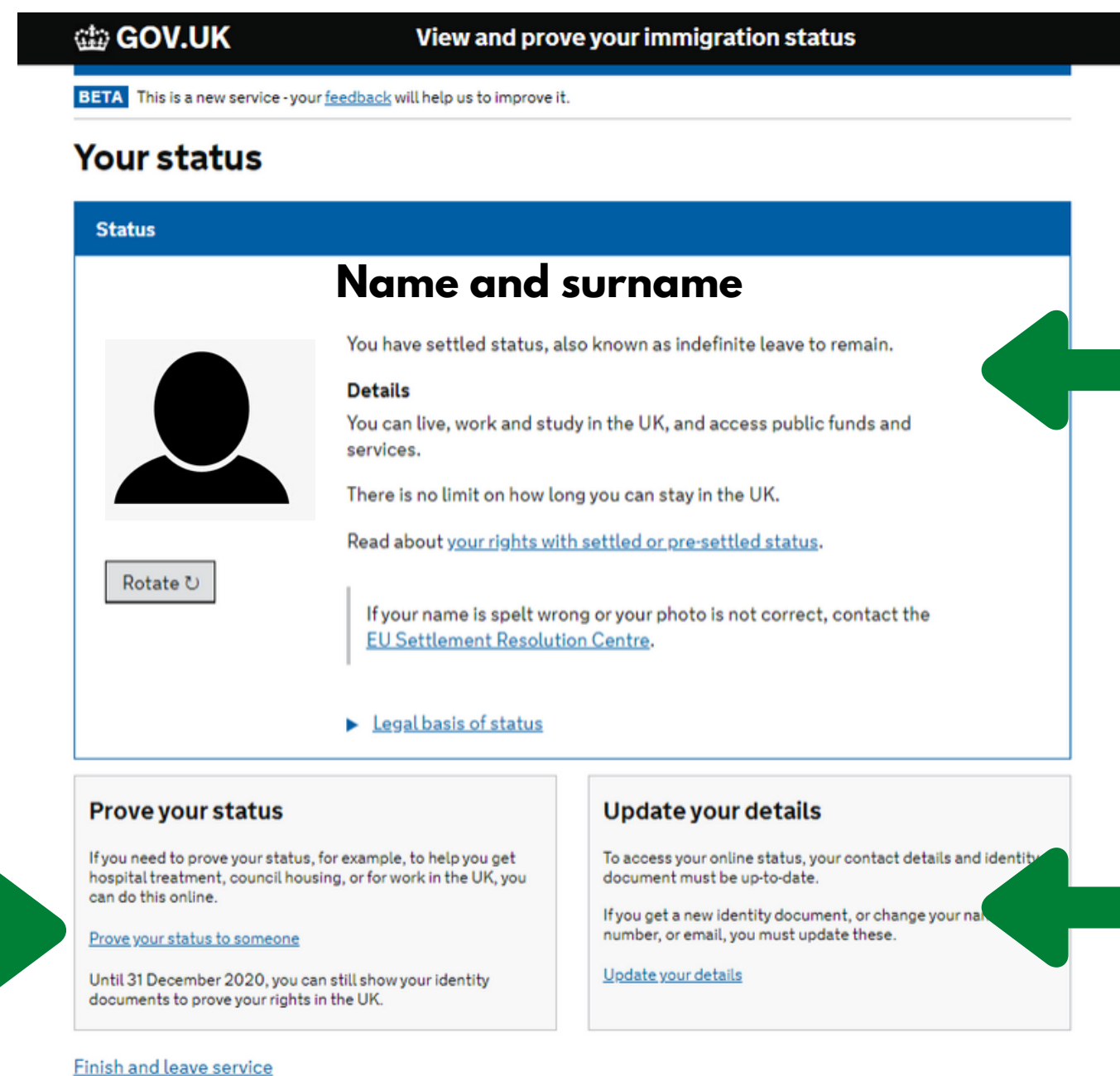
[I haven't got access to that phone - use email instead](#)

Wprowadź
6-cio cyfrowy kod.

Następnie kliknij zielony
prostokąt „Continue”

Powinieneś zobaczyć swoje zdjęcie, oraz informację o statusie, który otrzymałeś.

Potwierdź swój status osobom trzecim.



GOV.UK View and prove your immigration status

BETA This is a new service - your [feedback](#) will help us to improve it.

Your status

Status

Name and surname

You have settled status, also known as indefinite leave to remain.

Details

You can live, work and study in the UK, and access public funds and services.

There is no limit on how long you can stay in the UK.

Read about [your rights with settled or pre-settled status](#).

If your name is spelled wrong or your photo is not correct, contact the [EU Settlement Resolution Centre](#).

[Legal basis of status](#)

Prove your status

If you need to prove your status, for example, to help you get hospital treatment, council housing, or for work in the UK, you can do this online.

[Prove your status to someone](#)

Until 31 December 2020, you can still show your identity documents to prove your rights in the UK.

Update your details

To access your online status, your contact details and identity document must be up-to-date.

If you get a new identity document, or change your name, number, or email, you must update these.

[Update your details](#)

[Finish and leave service](#)

Zobacz informacje dotyczące Ciebie, kliknij linki, aby dowiedzieć się więcej na temat swoich praw.

Kliknij tu, aby dokonać zmian.

Wyjdź z systemu.



Dokonaj zmian

BETA This is a new service – your [feedback](#) will help us to improve it.

[← Back](#)

What do you want to update?

Mobile phone number

Email address

Address in the UK

You can only update your address if you have submitted an EU settlement application

Continue

Finish and leave service

Wybierz, w czym chcesz dokonać zmian.

Kliknij „Continue”

Wyjdź z systemu

Dokonaj zmian



GOV.UK Update your details

BETA This is a new service - your feedback will help us to improve it.

Back

What is your new mobile phone number?

Include the country code if you have a non-UK phone number

Continue

GOV.UK Update your details

BETA This is a new service - your feedback will help us to improve it.

Back

Confirm your new phone number

We have sent you a single-use, 6-digit security code by text message (SMS) to:

07

It may take a few minutes to arrive.

Security code

Submit

[Resend the code](#)

[Enter a different mobile phone number](#)

GOV.UK Update your details

BETA This is a new service - your feedback will help us to improve it.

Back

What is your new UK address?

This is the address where you would like to receive any letters or documents.

Enter new UK postcode

Continue

GOV.UK Update your details

BETA This is a new service - your feedback will help us to improve it.

Back

What is your new UK address?

Postcode

1.

2.

3.

4.

5.

6.

7.

8.

9.

GOV.UK Update your details

BETA This is a new service - your feedback will help us to improve it.

Back

Check your address

Your new address

Edit

Submit

GOV.UK Update your details

BETA This is a new service - your feedback will help us to improve it.

✓

Your phone number has been updated


When we contact you by phone we will use 07

You will now need to use this phone number when accessing the View and prove your rights in the UK service.

[Update another detail](#)

[Return to your status](#)

Finish and leave service



Wyjdź z systemu

GOV.UK Update your details

BETA This is a new service - your feedback will help us to improve it.

✓

Your update address request has been sent

New address requested

What happens next

You will receive an email and text message to confirm we have received your request.

We will check the information you have given to make sure there are no issues. This usually takes around 7 days.

You will then receive another email and text message to confirm if the update has been completed.

Potwierdź swój status



GOV.UK View and prove your immigration status

BETA This is a new service - your [feedback](#) will help us to improve it.

[← Back](#)

Why are you proving your status?

I want to:

- work in the UK
- get hospital treatment
- claim benefits or tax credits
- get homelessness assistance or council housing
- open a bank or building society account
- get a loan or credit card

or

- another reason

Continue



Musisz wybrać powód, dla którego chcesz potwierdzić swój status. Jeśli wybierzesz potwierdzenie prawa do pracy w Wielkiej Brytanii, system wygeneruje kod. Następnie zostaniesz poproszony o podanie adresu mailowego osoby, która poprosiła Cię o udowodnienie Twojego statusu. Osoba ta dostanie maila od UKVI, a następnie będzie musiała wprowadzić kod, który został dla Ciebie wygenerowany, aby móc sprawdzić Twój status online.

Potwierdź swój status



Right to work

Details
You can work in any job.
To continue to work in the UK after the time stated, you will need to apply for settled status before your leave expires.

[Legal basis of status](#)

[Rotate ↻](#)

! Do not give this page to your employer – it is not proof of your right to work.

To share your details with an employer, you need to create a share code.

[Continue](#)

The employer will not see the data above, as they will not need to check your right to work again. They will also not see that you will need to apply for status again.

Details to give your employer

Share code

[Redacted share code]

This code lasts for 30 days.

What to do next

- 1 Give the share code and your date of birth to the person you want to prove your right to work to.
- 2 To see your right to work, they must enter the share code and your date of birth at www.gov.uk/view-right-to-work.
- 3 Contact them to make sure they have all the information they need.

[Print this page](#)

[Send code by email](#)

GOV.UK Prove your right to work

BETA This is a new service – your feedback will help us to improve it.

Enter employer's email address

Employer's email address

[Continue](#)

Details you need to share

Share code

[Redacted share code]

This code lasts for 30 days – it is valid until 2 May 2020.

What to do next

- 1 Give this share code and your date of birth to the person you want to prove your status to.
- 2 To see your status, they must enter the share code and your date of birth at www.gov.uk/check-immigration-status.
- 3 Contact them to make sure they have all the information they need.

To prove your status to someone else, you can reuse this code or create a new code – there is no limit to how many codes can be used at the same time.



[Print this page](#)

[Send code by email](#)



Zakończ i wyjdź z serwisu



View and prove your immigration status

BETA This is a new service - your [feedback](#) will help us to improve it.

Thank you

You have now left the service.

[What did you think of this service?](#)

You can also:

[Go back to GOV.UK](#)

SKONTAKTUJ SIĘ Z MIGRANT CENTRE NI

ADRES EMAIL

eusse@migrantcentreni.org

NUMER TELEFONU

07730747860



Można również skontaktować się z Advice NI na temat EU Settlement Scheme, korzystając z bezpłatnego numeru telefonu 0800 138 6545, mailowo: euss@adviceni.net lub smsowo prosząc o oddzwonienie, wysyłając wiadomość „EUSS” na 66644.

