


**MIGRANT CENTRE NI**



**Kaip man pažiūrėti ir  
įrodyti savo nuolatinio  
gyventojų statusą?**

[www.migrantcentreni.org](http://www.migrantcentreni.org)

LITHUANIAN



Iš savo kompiuterio, planšetės ar išmaniojo telefono  
prisijunkite prie:

**<https://www.gov.uk/view-prove-immigration-status>**



## **Naudokite šią paslaugą tam kad:**

- pažiūrėti savo nuolatinį ar laikiną statusą
- gauti pasidalijimo kodą, kad įrodytumėte savo statusą kitiems, pav.: darbdaviams
- atnaujinti savo asmeninius duomenis, pav.: paso numerį arba el. pašto adresą
- patikrinti, kokias teises turite JK, pav.: teisę dirbti ar pretenduoti į socialinę paramą



## Ko jums reikia?

- **ID numeris:** išsami informacija iš asmens tapatybės dokumento, kurį naudojote pateikdami prašymą (jūsų pasas, asmens tapatybės kortelė arba biometrinių gyvenimo kortelė ar leidimas gyventi)
- **jūsų gimimo data**
- **Vienkartinis prisijungimo kodas:** prieiga prie mobiliojo telefono numerio ar el. pašto adresu, kurį naudojote pateikdami paraišką - jums bus išsiųstas prisijungimo kodas



# View and prove your settled or pre-settled status

Use this service to:

- view your settled or pre-settled status
- get a share code to prove your status to others, for example employers
- update your personal details, for example your passport number or email address
- check what rights you have in the UK, for example the right to work or claim benefits

## Related content

[Apply to the EU Settlement Scheme \(settled and pre-settled status\)](#)

[Prove your right to work to an employer](#)

[Private renting](#)

If you're a citizen of the EU, Iceland, Liechtenstein, Norway or Switzerland, you can still show your identity documents to prove your rights in the UK until 30 June 2021. You do not have to use the online service.

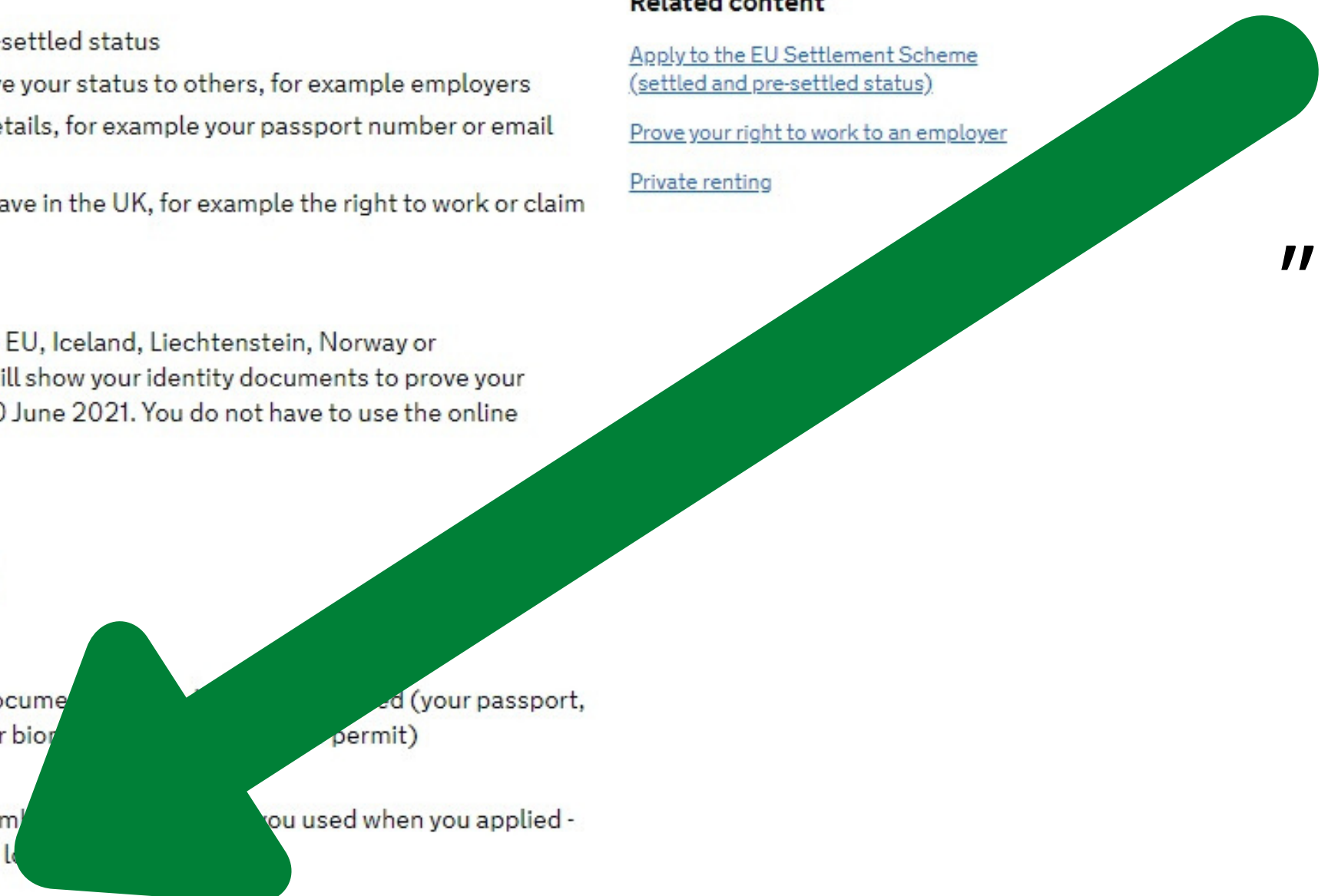
## What you'll need

You'll need:

- details of the identity document you used (your passport, national identity card, or biometric residence permit)
- your date of birth
- access to the mobile number you used when you applied - you'll be sent a code for login

[Start now >](#)

Eikite į „Gov.uk“ svetainę ir spustelėkite „Pradėti dabar“



## What identity document did you use in your application?

- Passport
- National identity card
- Biometric residence card (BRC)

Continue

## What identity document did you use in your application?

- Passport
- National identity card
- Biometric residence card (BRC)

Continue

Pasirinkite dokumentą kurį naudojote pateikdami prašymą paspaudę šalia jo esantį apskritimą.

Tada spustelėkite žalia mygtuką „Tęsti“.

**BETA** This is a new service - your [feedback](#) will help us to improve it.

[◀ Back](#)

## Enter your passport details

Passport number

For example, 120382978

[Continue](#)

▶ [If you do not have your passport number](#)

Įveskite pilną  
dokumento numerį  
su raidėmis ir  
skaičiais.



Spustelėkite žalia  
mygtuką „Tęsti“

**BETA** This is a new service - your [feedback](#) will help us to improve it.

[← Back](#)

## Enter your date of birth

You should enter this as shown on your passport, for example, 31 3 1980

Day	Month	Year
<input type="text" value="01"/>	<input type="text" value="01"/>	<input type="text" value="1900"/>

[Continue](#)



Įveskite savo  
gimimo datą.

Spustelėkite žalia  
mygtuką „Tęsti“



## Confirm who you are

We will send a code to your phone or email address.

Send me a text message (SMS) to +44

Send me an email to

**Continue**

[▶ If you no longer have your phone number and email address](#)

Norėdami prisijungti prie sistemos ir pažiūrėti savo statusą, jums reikia vienkartinio kodo, kurį galima gauti į jūsų mobiliojo telefono numerį arba į el. paštą.

Pasirinkite, kaip norite gauti kodą.

Spustelėkite žalią mygtuką „Tęsti“

[◀ Back](#)

## Check your phone

We've sent you a single-use, 6-digit security code by text message (SMS) to

+44 [redacted]

It may take a few minutes to arrive.

Security code

[Resend code](#)

[Continue](#)

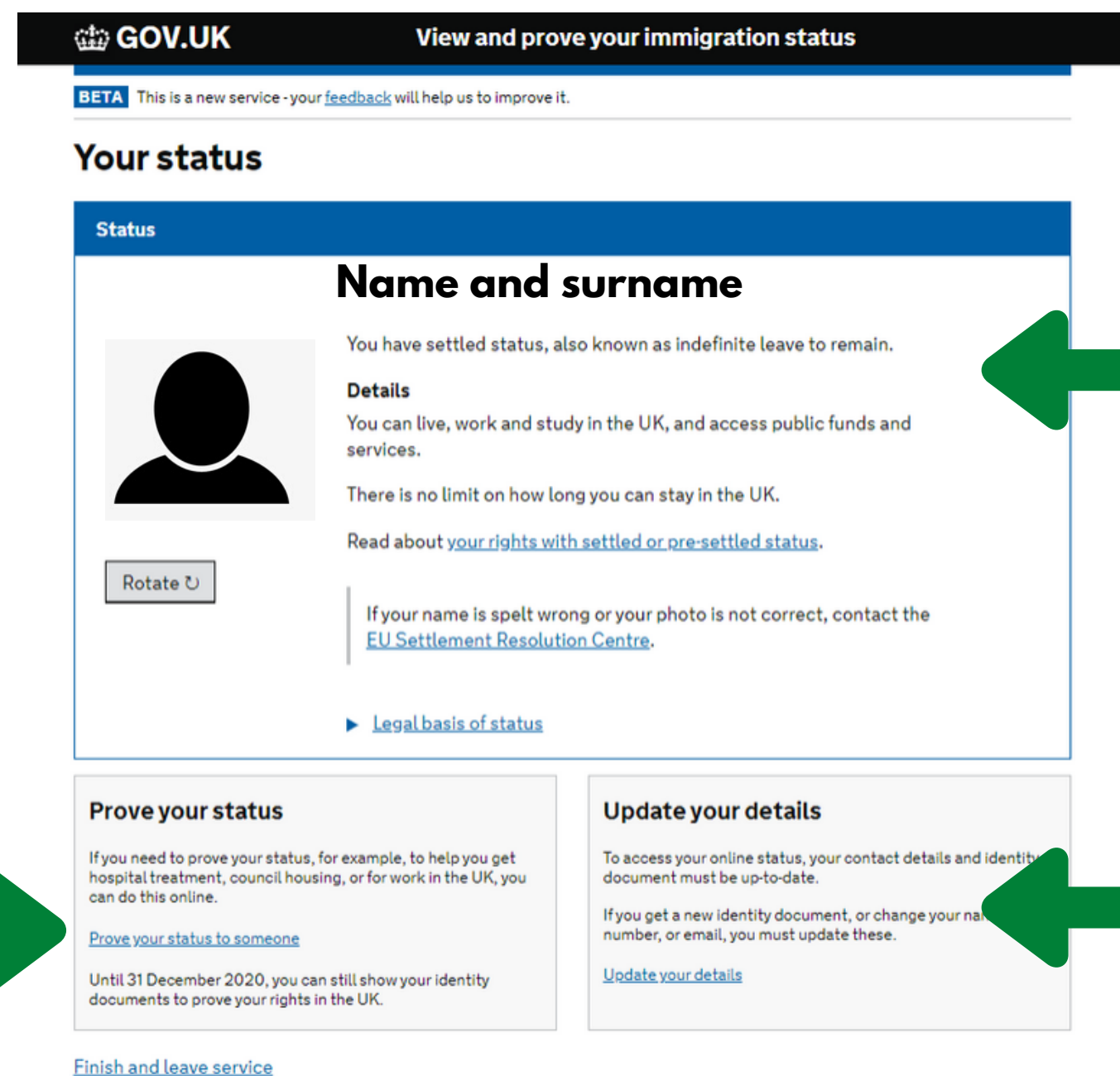
[I haven't got access to that phone - use email instead](#)

Įveskite 6 skaitmenų kodą

Spustelėkite žalia  
mygtuką „Tęsti“

Jūs turētumēte matyti savo nuotrauką ir statusą, kuris jums buvo suteiktas.

Įrodyti savo statusą kam nors kitam



**GOV.UK** View and prove your immigration status

BETA This is a new service - your [feedback](#) will help us to improve it.

### Your status

**Status**

#### Name and surname

You have settled status, also known as indefinite leave to remain.

**Details**

You can live, work and study in the UK, and access public funds and services.

There is no limit on how long you can stay in the UK.

Read about [your rights with settled or pre-settled status](#).

If your name is spelled wrong or your photo is not correct, contact the [EU Settlement Resolution Centre](#).

[Legal basis of status](#)

**Prove your status**

If you need to prove your status, for example, to help you get hospital treatment, council housing, or for work in the UK, you can do this online.

[Prove your status to someone](#)

Until 31 December 2020, you can still show your identity documents to prove your rights in the UK.

**Update your details**

To access your online status, your contact details and identity document must be up-to-date.

If you get a new identity document, or change your name, number, or email, you must update these.

[Update your details](#)

[Finish and leave service](#)

Pažiūrėkite visus savo duomenis ir paspauskite nuorodas, kad sužinotumėte daugiau apie savo teises.

Paspauskite čia norėdami atnaujinti savo duomenis.

Išeiti iš sistemos

# Atnaujinti savo duomenis



**BETA** This is a new service – your [feedback](#) will help us to improve it.

[← Back](#)

## What do you want to update?

- Mobile phone number
- Email address
- Address in the UK  
You can only update your address if you have submitted an EU settlement application

**Continue**

Finish and leave service

Pasirinkite informaciją,  
kurią norite atnaujinti.

Spustelėkite „Tęsti“

Išeiti iš sistemos

# Atnaujinti savo duomenis



GOV.UK Update your details

BETA This is a new service - your feedback will help us to improve it.

Back

### What is your new mobile phone number?

Include the country code if you have a non-UK phone number

Continue

GOV.UK Update your details

BETA This is a new service - your feedback will help us to improve it.

Back

### Confirm your new phone number

We have sent you a single-use, 6-digit security code by text message (SMS) to:

07

It may take a few minutes to arrive.

Security code

Submit

[Resend the code](#)  
[Enter a different mobile phone number](#)

GOV.UK Update your details

BETA This is a new service - your feedback will help us to improve it.

Back

### What is your new UK address?

This is the address where you would like to receive any letters or documents.

Enter new UK postcode

Continue

GOV.UK Update your details

BETA This is a new service - your feedback will help us to improve it.

Back

### What is your new UK address?

Postcode

1.  
2.  
3.  
4.  
5.  
6.  
7.  
8.  
9.

GOV.UK Update your details

BETA This is a new service - your feedback will help us to improve it.

Back

### Check your address

Your new address

Submit

GOV.UK Update your details

BETA This is a new service - your feedback will help us to improve it.

✓

## Your phone number has been updated

When we contact you by phone we will use 07

You will now need to use this phone number when accessing the View and prove your rights in the UK service.

[Update another detail](#)  
[Return to your status](#)

Finish and leave service

GOV.UK Update your details

BETA This is a new service - your feedback will help us to improve it.

✓

## Your update address request has been sent

New address requested

### What happens next

You will receive an email and text message to confirm we have received your request.

We will check the information you have given to make sure there are no issues. This usually takes around 7 days.

You will then receive another email and text message to confirm if the update has been completed.

← Išeiti iš sistemos

# Įrodyti savo statusą



**GOV.UK** View and prove your immigration status

**BETA** This is a new service - your [feedback](#) will help us to improve it.

[← Back](#)

### Why are you proving your status?

I want to:

- work in the UK
- get hospital treatment
- claim benefits or tax credits
- get homelessness assistance or council housing
- open a bank or building society account
- get a loan or credit card

or

- another reason

[Continue](#)



Jūs turite pasirinkti statuso įrodymo priežastį. Jei pasirinksite įrodyti, kad turite teisę dirbti JK, sistema sugeneruos jums kodą. Tada jūsų bus paprašyta pateikti el. pašto adresą asmens, prašančio įrodymų. Tas asmuo gaus el. laišką iš UKVI ir turės įvesti kodą, kuris buvo sukurtas, kad galėtų pamatyti jūsų statusą internete.

# Įrodyti savo statusą



**Right to work**

**Details**  
You can work in any job.  
To continue to work in the UK after the time stated, you will need to apply for settled status before your leave expires.

Legal basis of status

Return to

**Do not give this page to your employer – it is not proof of your right to work.**

To share your details with an employer, you need to create a share code.

Continue

The employer will not see the data above, as they will not need to check your right to work again. They will also not see that you will need to apply for status again.

## Details to give your employer

### Share code

[Redacted share code]

This code lasts for 30 days.

### What to do next

- 1 Give the share code and your date of birth to the person you want to prove your right to work to.
- 2 To see your right to work, they must enter the share code and your date of birth at [www.gov.uk/view-right-to-work](http://www.gov.uk/view-right-to-work).
- 3 Contact them to make sure they have all the information they need.

Print this page

Send code by email

**GOV.UK** Prove your right to work

BETA This is a new service – your [feedback](#) will help us to improve it.

Enter employer's email address

Employer's email address

Continue

## Details you need to share

### Share code

666843221

This code lasts for 30 days – it is valid until 2 May 2020.

### What to do next

- 1 Give this share code and your date of birth to the person you want to prove your status to.
- 2 To see your status, they must enter the share code and your date of birth at [www.gov.uk/check-immigration-status](http://www.gov.uk/check-immigration-status).
- 3 Contact them to make sure they have all the information they need.

To prove your status to someone else, you can reuse this code or create a new code – there is no limit to how many codes can be used at the same time.



Print this page

Send code by email



# Baigti ir Išeiti iš serviso



**View and prove your immigration status**

**BETA** This is a new service - your [feedback](#) will help us to improve it.

## Thank you

You have now left the service.

[What did you think of this service?](#)

**You can also:**

[Go back to GOV.UK](#)



# SUSISIEKTI SU MIGRANT CENTRE NI

## ELEKTRONINIO PAŠTO

### ADRESAS

eusse@migrantcentreni.org

### TELEFONO NUMERIS

07730747860



Taip pat galite susisiekti su „Advice NI“ nemokama pagalbos linija 0800 138 6545, el. paštu: euss@adviceni.net arba susisiekite su Tekstų tarnyba, nusiųsdami trumpąją SMS žinutę su tekstu “EUSS” numeriu 66644 tam, kad paduoti užklausą telefono skambučiui apie nuolatinio gyventojų statuso programą.

